

Features:

- Up to 36 channels of optical testing capabilities
- Multimode OM1, 2, 3, 4 and Single Mode fiber cable support
- Bit Error Rate tester with user selectable patterns
- User specified port operation, function, and performance
- LC connector fiber interfaces standard
- 2U rack mountable enclosure
- Dedicated interface port for PC monitor and control
- Visible LEDs for power and status information
- Serial communication with optional companion unit
- Rack-mounted shelf available with each unit.
- Included Optical interface cleaning supplies.



COTSWORKS' Optical Integrated Test Platform is a product line designed for certification and validation of optical assemblies in a production funnel prior to final installation.



COMMERCIAL AEROSPACE




MILITARY AEROSPACE



MILITARY TACTICAL



SUBSEA NETWORKING



RADAR & SENSING




OIL & EXPLORATION

Product Description

The Optical Integrated Test Platform is for evaluation and testing of the subassembly of optical avionics LRUs at production level. The Optical Integrated Test (OIT) Platform is designed to be integrated into a preproduction line to test and validate the performance of the optical link before final installation.

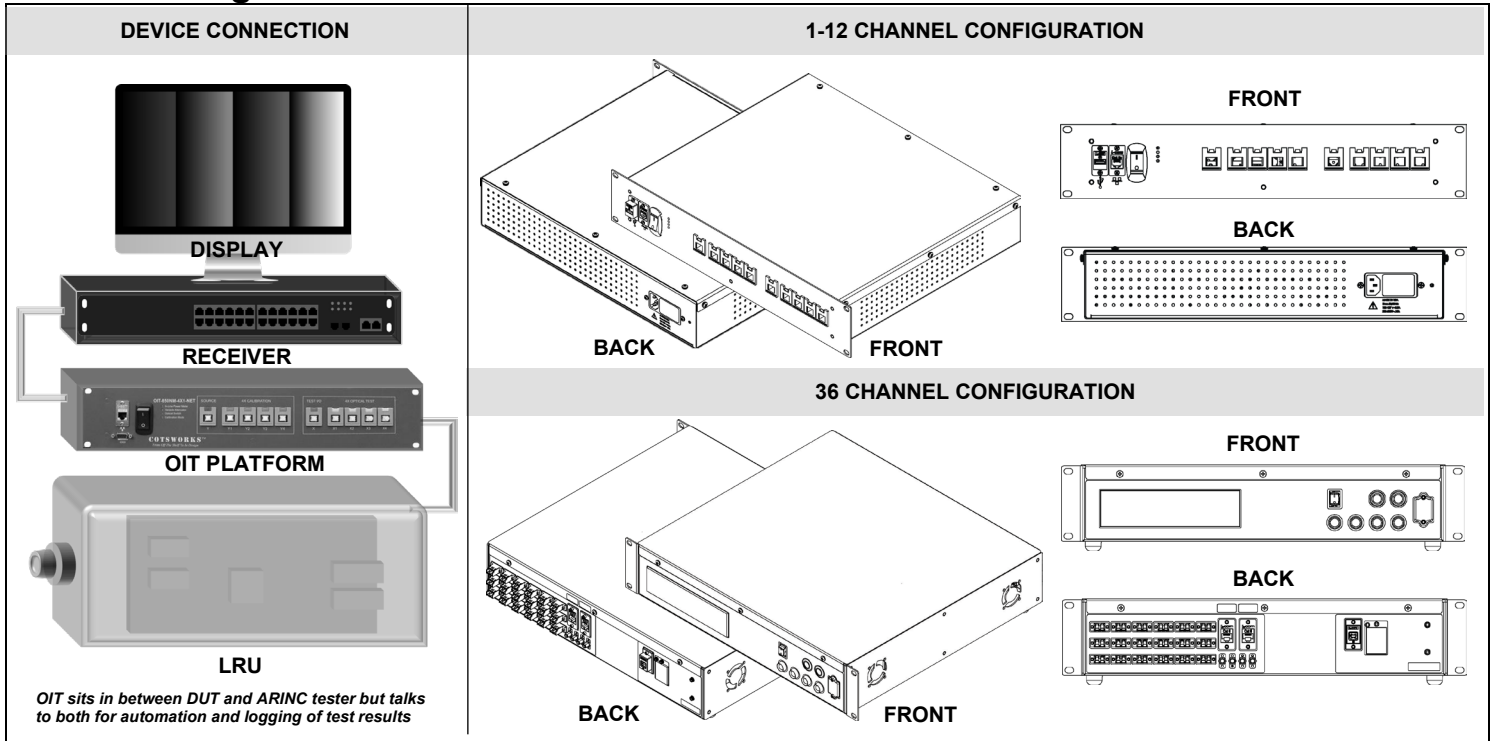
The OIT Platform can be configured to user defined specifications that measure and report key optical parameters in a self-contained unit. The OIT Platform independently tests and monitors each port for optical output power or receiver sensitivity and tests each optical link with simulated data transmission to validate the performance. Each unit is pre-calibrated with life cycle calibration and maintenance included on a predefined schedule.

Product Photos





Product Diagram



Regulatory Compliance

- COTSWORKS transceivers are Class 1 Laser Products and comply with US FDA regulations.
- These products are designed to comply with the Class 1 eye safety requirements of EN (IEC) 60825 and the electrical safety requirements of EN (IEC) 60950.
- This part has an option for compliance with Directive 2011/65/EU covering restriction on certain hazardous substances (RoHS)
- Industry standard IEC-60320 C14 power inlet on rear panel

Chassis	Port Count	Fiber Interface	Fiber Type	Wavelength	Protocol Testing
2U Rack Mountable Chassis	2 Port	LC Connector	OM1	850 nm	IEEE 802.3 Ethernet
	4 Port	SC Connector	OM2	980 nm	
	8 Port	FC Connector	OM3	1300 nm	
	12 Port	ST Connector	OM4	1310 nm	FC-PI-6 Fibre Channel
	36 Port	**APC options available	OS1	1490 nm	ARINC 818
				OS2	1550 nm
				*WDM Options Available	

Contact COTSWORKS for additional information, configuration options and availability of companion test mount units.

